

Manufactured in Scotland

ENRICHMENTS MADE TO ORDER



WORKSHOP

20 LOWER GILMORE PLACE

EDINBURGH EH3 9NY

☎ (0131) 228 3359



Registered Office
57b Clerwood Gardens
Corstorphine
Edinburgh EH12 8PX
Tel/Fax (0131) 334 6848

All measurements are approximate and the company reserves the right to change or amend styles or measurements without prior notice.

Please note photographs and illustrations are not shown to scale

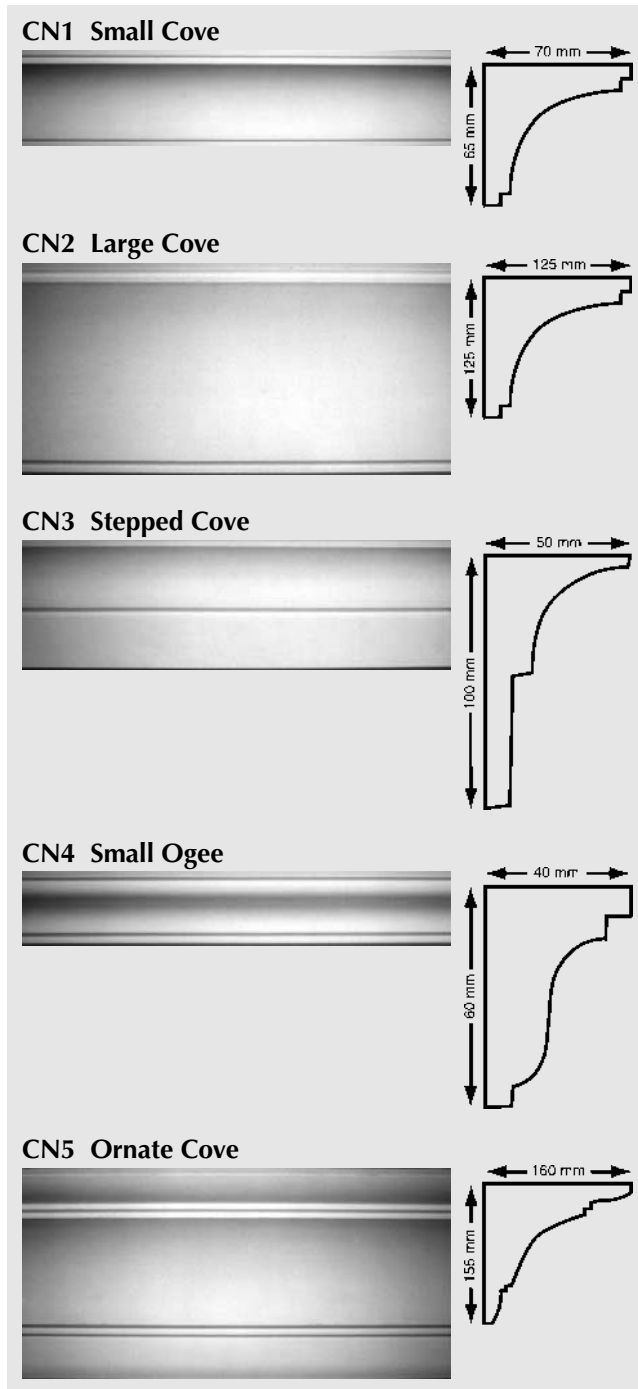
© Reproduction of this brochure in whole or part is expressly forbidden except by permission of
Ornamental Plastering (Edinburgh) Ltd

Photographs by Ornamental Plastering (Edinburgh) Ltd

Brochure designed and desktop published by Caroline Muir
Tel (0131) 334 6505

Classic Cornice

A range of over 30 stock designs, from simple coves to ornate cornices which will transform any room and provide a touch of elegance to any property. All our cornice comes in 3m lengths (approximately) and are reinforced with jute scrim set in timber laths with added strength by fibre chips. Mitres are easily formed by using an ordinary saw. For a solid permanent fixing all cornice should be screwed and pointed with polyfilla or similar filler.



Classic Cornice

CN11 Small Scotch



CN12 Medium Scotch



CN13 Large Scotch



CN14 Miniature Georgian



CN15 Small Georgian



CN16 Victorian



CN17 Large Victorian



CN18 Small Dentil



CN19 Large Dentil

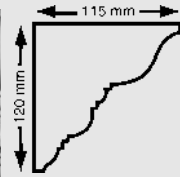


CN20 Small Egg & Dart

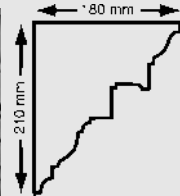


Classic Cornice

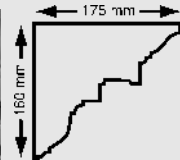
CN21 Large Egg & Dart



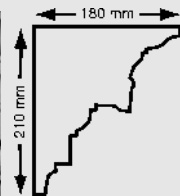
CN22 Large Egg & Dart & Dentil



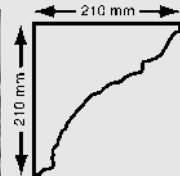
CN23 Egg & Dentil



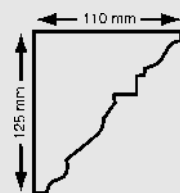
CN24 New Town



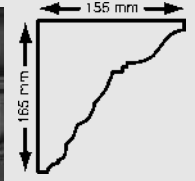
CN25 Large Adam



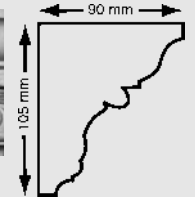
CN26 Roman Vine



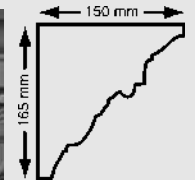
CN27 Floral



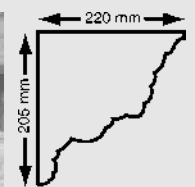
CN28 Small Acanthus



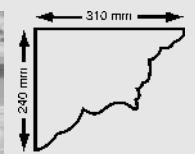
CN29 Large Acanthus



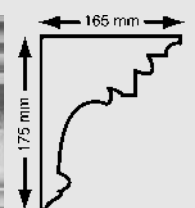
CN30 Flower & Block



CN31 Flower, Egg & Block



CN32 French Waterleaf



Features

CO1



D 115 mm x W 180 mm x H 330 mm

CO3




D 110 mm x W 170 mm x H 260 mm

CO5



D 90 mm x W 205 mm x H 230 mm

CO7



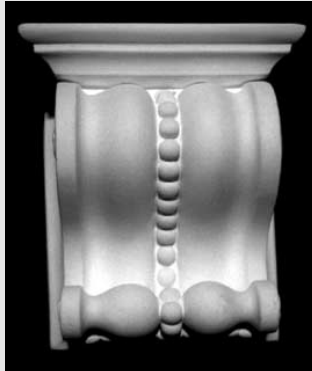
D 230 mm x W 304 mm x H 560 mm

CO2




D 60 mm x W 100 mm x H 150 mm

CO4



D 75 mm x W 135 mm x H 160 mm

CO6



D 60 mm x W 125 mm x H 170 mm

CO8



D 90 mm x W 148 mm x H 280 mm

Our styles of niches are suitably reinforced and add a special feature to unused cupboards or alcoves.

N1 Gena



D 150 mm x W 600 mm x H 850 mm

N2 Niola



D 205 mm x W 680 mm x H 1090 mm

N3 Gena Base



D 100 mm x L 760 mm x H 150 mm

N4 Niola Base



D 110 mm x L 670 mm x H 110 mm

High Relief Wall Plaques

595 mm x 500 mm

PL1



PL2

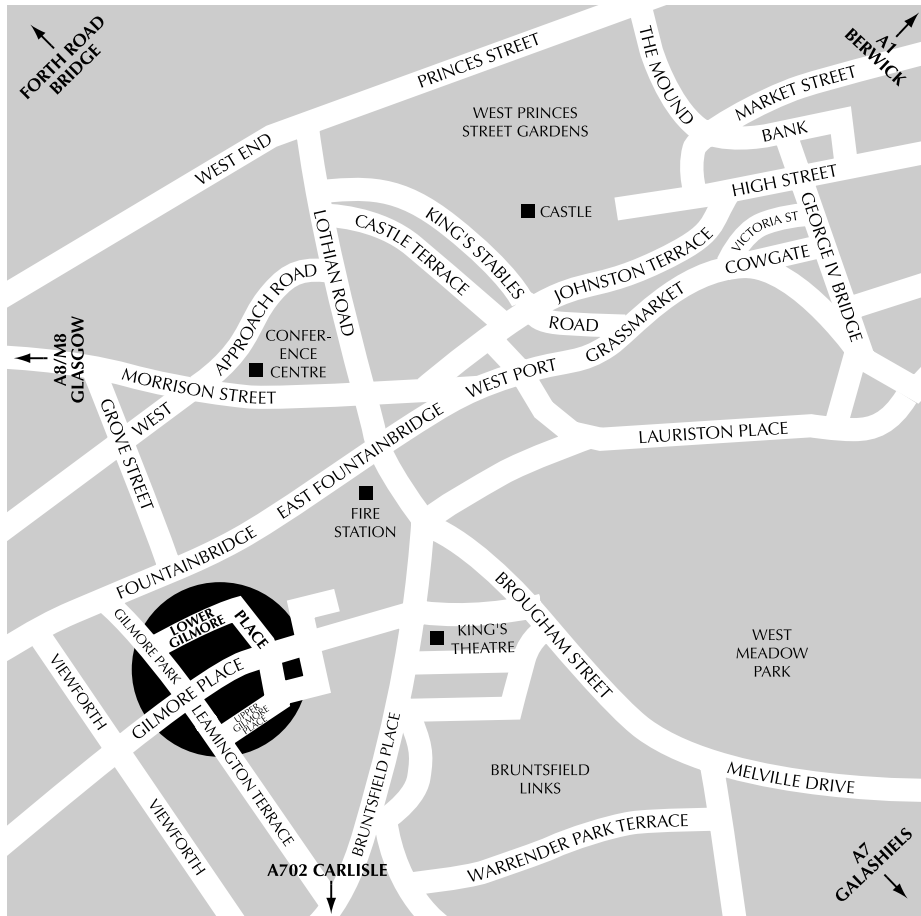


PL3



PL4





WORKSHOP
20 LOWER GILMORE PLACE
EDINBURGH EH3 9NY
☎ (0131) 228 3359